

Mouse Integrin alpha V beta 3 (ITGAV&ITGB3) Heterodimer Protein

Cat. No. ITG-MM2V3

Description

Source	Recombinant Mouse Integrin alpha V beta 3 (ITGAV&ITGB3) Heterodimer Protein is expressed from HEK293 with hFc tag at the C-Terminus. It contains Phe31-Val988(ITGAV) acidic tail & Glu26-Asp717(ITGB3) basic tail.
Accession	P43406(ITGAV)&&O54890(ITGB3)
Molecular Weight	The protein has a predicted MW of 131.48 kDa (ITGAV) & 101.58 kDa (ITGB3). Due to enzyme lysis and glycosylation, the protein migrates to 110-135 kDa and 50-60 kDa based on Bis-Tris PAGE result.
Endotoxin	Less than 1EU per µg by the LAL method.
Purity	> 95% as determined by Bis-Tris PAGE > 95% as determined by HPLC

Formulation and Storage

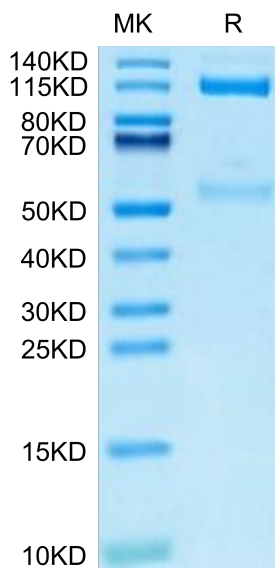
Formulation	Lyophilized from 0.22µm filtered solution in PBS (pH 7.4). Normally 8% trehalose is added as protectant before lyophilization.
Reconstitution	Centrifuge the tube before opening. Reconstituting to a concentration more than 100 µg/ml is recommended. Dissolve the lyophilized protein in distilled water.
Storage	-20 to -80°C for 12 months as supplied from date of receipt. -80°C for 3 months after reconstitution. Recommend to aliquot the protein into smaller quantities for optimal storage. Please minimize freeze-thaw cycles.

Background

ITGAV&ITGB3 binds to NRG1 (via EGF domain) and this binding is essential for NRG1-ERBB signaling. ITGAV&ITGB3 binds to FGF1 and this binding is essential for FGF1 signaling. ITGAV&ITGB3 binds to FGF2 and this binding is essential for FGF2 signaling. ITGAV&ITGB3 binds to IGF1 and this binding is essential for IGF1 signaling. ITGAV&ITGB3 binds to IGF2 and this binding is essential for IGF2 signaling.

Assay Data

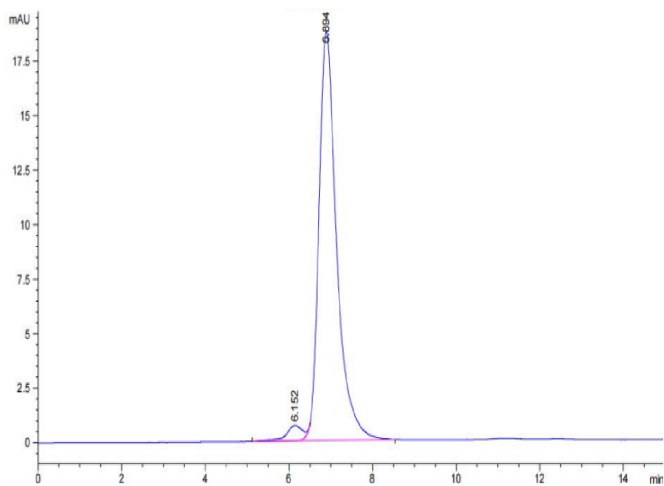
Bis-Tris PAGE



Mouse ITGAV&ITGB3 on Bis-Tris PAGE under reduced condition. The purity is greater than 95%.

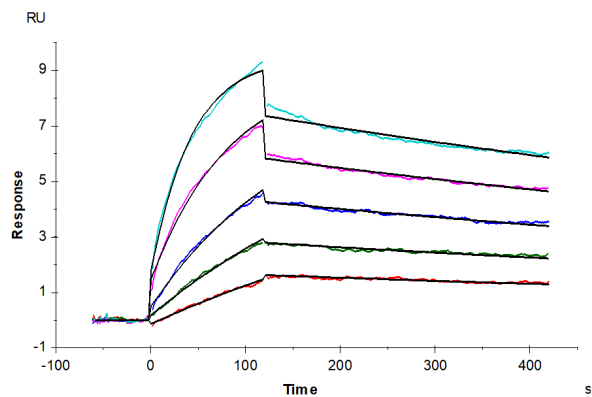
SEC-HPLC

Assay Data



The purity of Mouse ITGAV&ITGB3 is greater than 95% as determined by SEC-HPLC.

SPR Data



Mouse ITGAV&ITGB3, hFc Tag captured on CM5 Chip via Protein A can bind Human Vitronectin, His Tag with an affinity constant of 3.37 nM as determined in SPR assay (Biacore T200).